



LAMB & CO

Call us on 01255 422 240
Inspired by property, driven by passion.



THORPE ROAD, LITTLE CLACTON, CO16 9RZ

PRICE £380,000

"" OPEN EASTER GOOD FRIDAY 10am-2pm"" 'The Richmond' is a spacious three bedroom semi-detached bungalow offering open plan living, utility room, en-suite to master bedroom, parking for four vehicles, garage & South facing garden . Park Gate Corner is an exciting new development of 62 private bungalows in Little Clacton. These homes are finished to a high specification including with a range of two & three bedroom options to suit all budgets, built by reputable developers Oakland Country Homes. Plot 12 - The Richmond (photos shown are from a different plot of the same house type, indicative only).

- Three Bedroom Semi-Detached Bungalow
 - South Facing Garden
 - Garage & Driveway for 3 Cars
- En-Suite to Master
- Part Exchange Available
- Flooring & Turf Included
- Separate Kitchen/Diner
- Completion Spring 2026



Sales | Lettings | Commercial | Land & New Homes
sales@lambandcoproperty.co.uk | www.lambandcoproperty.co.uk

THE RICHMOND

The Richmond is a three bedroom semi-detached bungalow available in two designs either open-plan with utility room or with separate kitchen/diner & lounge.. (please note plot 33 does not have a garage.)

GENERAL

Park Gate Corner is the latest development crafted to an exceptional standard by Oakland Country Homes The development consists only of bungalows with the aim to provide a peaceful community on the edge of Little Clacton. The site lies close to Clacton Shopping Village, Morrisons Superstore and doctors surgery. Tending offers the best of coast and countryside all within a few miles as well as excellent road & rail links to further afield.

KEY FEATURES

Kitchens by Peldon Kitchens and fitted with a full range of integrated NEFF appliances
Bathrooms fitted with quality sanitaryware and part tiled in a range of stylish finishes
Excellent energy efficiency including underfloor heating via air source heat pump
Block paved driveways & garages (garages not included to all plots)
EV charger
10 year structural warranty by BuildZone
Option to personalise some features depending on build stage at reservation

Accommodation comprises with approximate room sizes as follows:

Entrance door to:

ENTRANCE HALL

MASTER BEDROOM

11'8 x 11'5 (3.56m x 3.48m)

EN-SUITE

8'2 x 4'3 (2.49m x 1.30m)

BEDROOM TWO

11'1 x 9'1 (3.38m x 2.77m)

BEDROOM THREE

11'8 x 10' (3.56m x 3.05m)

BATHROOM

9'1 x 7'8 (2.77m x 2.34m)

KITCHEN/DINER

16'9 x 12' (5.11m x 3.66m)

LOUNGE

14'2 x 13' (4.32m x 3.96m)

OUTSIDE

FRONT

REAR GARDEN

PROPERTY TYPES

The Kensington - 3 bed detached bungalow with garage - 1,162 Sq Ft

The Regent - 3 bed link-detached bungalow with garage - 1,022 Sq Ft

The Richmond - 3 bed semi-detached bungalow with garage - 1,022 Sq Ft

The Victoria - 2 bed detached bungalow with garage - 731 Sq Ft

The Hyde - 2 bed link-detached bungalow with garage - 731 Sq Ft

The Brompton - 2 bed Semi-detached bungalow - 731 Sq Ft

The Greenwich - 2 bed mid-terrace bungalow - 731 Sq Ft

2 beds from £285,000

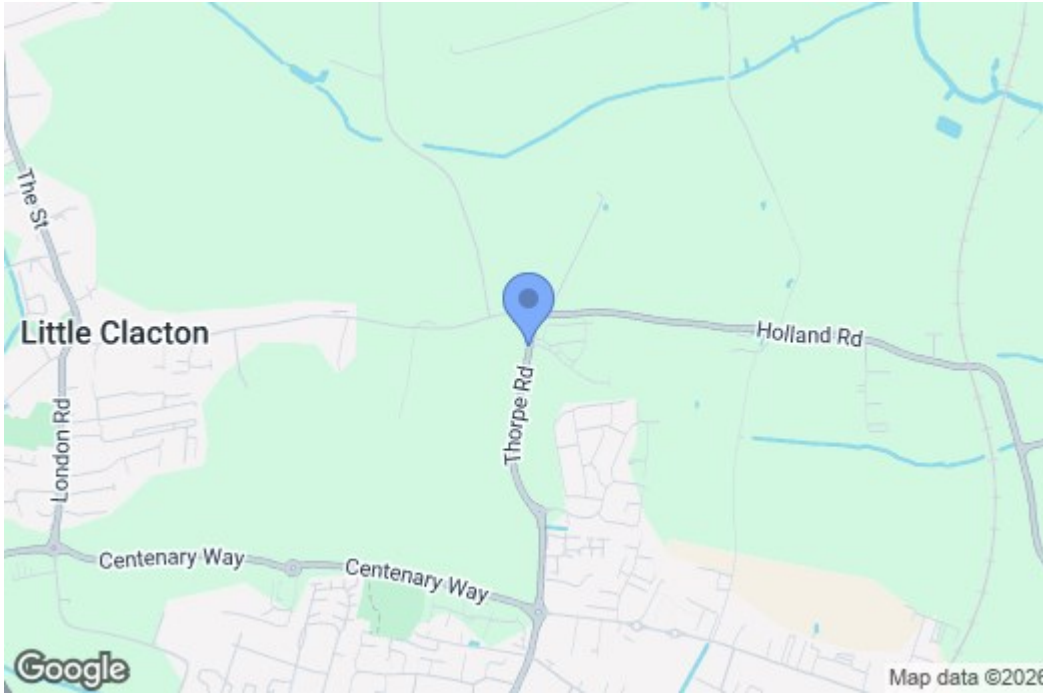
3 beds from £410,000

ADDITIONAL INFO

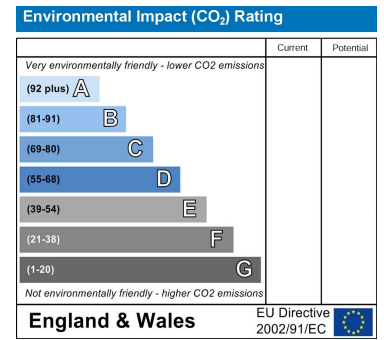
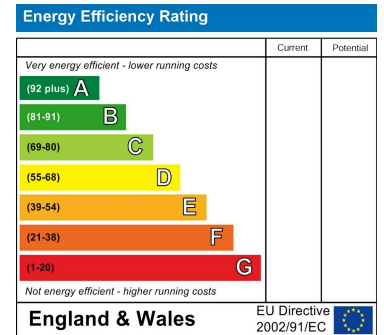
1) An annual estate charge will apply for maintenance of communal areas which is estimated to be £220 PA

2) Some images shown are from a different house type and are indicative of specification only.

Map

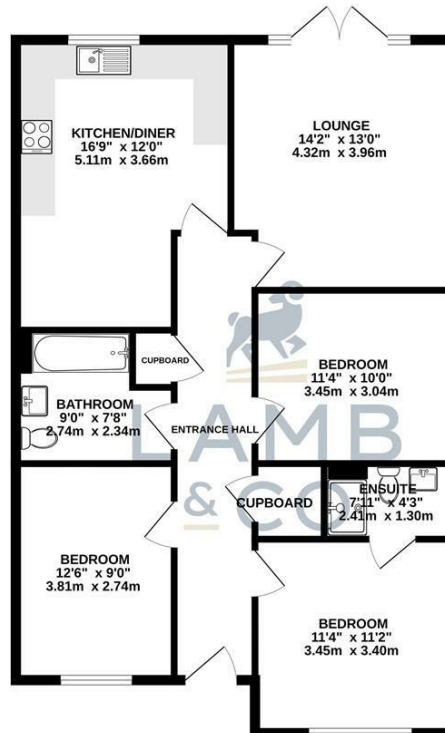


EPC Graphs



Floorplan

GROUND FLOOR
1023 sq.ft. (95.0 sq.m.) approx.



TOTAL FLOOR AREA: 1023sq.ft. (95.0 sq.m.) approx.
Whilst every attempt has been made to ensure the accuracy of the floorplan contained here, measurements of doors, windows, rooms and any other items are approximate and no responsibility is taken for any error, omission or mis-statement. This plan is for illustrative purposes only and should be used to such by any prospective purchaser. The services, systems and appliances shown have not been tested and no guarantee as to their operability or efficiency can be given.
Made with Metropix ©2025

These particulars, whilst believed to be accurate are set out as a general outline only for guidance and do not constitute any part of an offer or contract. Intending purchasers should not rely on them as statements of representation of fact, but must satisfy themselves by inspection or otherwise as to their accuracy. No person in this firm's employment has the authority to make or give any representation or warranty in respect of the property.